

# ROADX



PASSENGER & LIGHT TRUCK  
[ROADXTIREUSA.COM](http://ROADXTIREUSA.COM)

**ROADX**

[ROADXTIREUSA.COM](http://ROADXTIREUSA.COM)



## PASSENGER & LIGHT TRUCK

**RXMOTION MX440** 4

*ALL SEASON TOURING*

**RXMOTION SUV UX01** 6

*PERFORMANCE CUV/SUV*

**RXMOTION UHP AS HPX01** 8

*UHP ALL SEASON*

**RXQUEST HT HX01** 10

*PERFORMANCE HT/CUV/SUV*

**RXQUEST AT QX12** 12

*PREMIUM ALL TERRAIN*

**RXQUEST R/T** 14

*PREMIUM RUGGED TERRAIN*

**RXFROST FX11** 16

*STUDDABLE WINTER TIRE*

**RXQUEST C11** 18

*LAST MILE DELIVERY*

# ROADX

## RXMOTION MX440

ALL SEASON TOURING

The RoadX RXMotion MX440 is an all-season tire designed to provide exceptional handling in both dry and wet conditions. The modern tread pattern features four wide circumferential grooves to disperse water away quickly and efficiently for excellent traction in wet conditions. The rubber compounding delivers a quiet and comfortable ride and makes this the perfect tire for everyday use.

### FEATURES & BENEFITS

#### WET AND DRY PERFORMANCE

All season compound provides confident performance on wet and dry road conditions.

#### EXCEPTIONAL HANDLING

Four wide circumferential grooves maintain stability and traction on wet roads.

#### COMFORT

Variable pitch design ensures quiet and comfortable ride.

El RoadX RXMotion MX440 es un neumático para todas las temporadas, diseñado para proporcionar un manejo excepcional en condiciones secas y húmedas. El patrón moderno de la banda de rodamiento cuenta con cuatro surcos circunferenciales amplios para dispersar el agua de forma rápida y eficiente para ofrecer excelente tracción en condiciones húmedas. El compuesto de caucho proporciona conducción silenciosa y cómoda, y hace de este el neumático perfecto para el uso diario.

### CARACTERÍSTICAS Y BENEFICIOS

#### DESEMPEÑO HÚMEDO

El compuesto para todas las temporadas ofrece desempeño confiable en condiciones de camino húmedas y secas.

#### MANEJO EXCEPCIONAL

Cuatro surcos circunferenciales mantienen la estabilidad y la tracción en los caminos húmedos.


#### COMODIDAD DE CONDUCCIÓN

paso variable asegura una conducción silenciosa y cómoda.

Garantía limitada de 60,000 millas en desgaste de la banda de rodadura



#### PERFORMANCE RATINGS:



T, H, V, W SPEED RATED  
420 A A UTQG



# ROADX

## RXMOTION MX440



PART NUMBER	SIZE	LI/SR	TD 32/IN.	OD IN.	SW IN.	RW IN.	UTQG	SINGLE MAX LOAD LBS@PSI
9630427K	175/65R14	82H	10	23.0	7.0	5.0	420 A A	1047@44
9630429K	175/70R14	84T	10	23.7	7.0	5.0	420 A A	1102@44
9630428K	185/65R14	86H	10	23.5	7.4	5.5	420 A A	1168@44
9630432K	185/70R14	88T	10	24.3	7.4	5.5	420 A A	1235@44
1600124K	195/70R14	91T	10	24.8	7.9	6.0	420 A A	1356@44
9630430K	175/65R15	84H	10	24.0	7.0	5.0	420 A A	1102@44
9630435K	185/55R15	82H	10	23.0	7.6	6.0	420 A A	1047@44
9630434K	185/60R15	84H	10	23.7	7.4	5.5	420 A A	1102@44
9630433K	185/65R15	88H	10	24.5	7.4	5.5	420 A A	1235@44
9630437K	195/55R15	85V	10	23.4	7.9	6.0	420 A A	1135@44
9630436K	195/60R15	88H	10	24.2	7.9	6.0	420 A A	1235@44
9630438K	195/65R15	91H	10	25.0	7.9	6.0	420 A A	1356@44
9630439K	205/60R15	91H	10	24.7	8.2	6.0	420 A A	1356@44
9630442K	205/65R15	94H	10	25.5	8.2	6.0	420 A A	1477@44
9630445K	205/70R15	96T	10	26.3	8.2	6.0	420 A A	1565@44
9630449K	215/70R15	98T	10	26.9	8.7	6.5	420 A A	1653@44
1600123K	195/50R16	84V	10	23.7	7.9	6.0	420 A A	1102@44
9630440K	195/55R16	87H	10	24.4	7.9	6.0	420 A A	1201@44
9630441K	205/50R16	87V	10	24.1	8.4	6.5	420 A A	1201@44
9630443K	205/55R16	91V	10	24.9	8.4	6.5	420 A A	1356@44
9630444K	205/60R16	92V	10	25.7	8.2	6.0	420 A A	1389@44
9630451K	205/65R16	95H	10	26.5	8.2	6.0	420 A A	1521@44
9630450K	215/55R16	97H XL	10	25.3	8.9	7.0	420 A A	1609@50
9630448K	215/60R16	95V	10	26.1	8.7	6.5	420 A A	1521@44
9630452K	215/65R16	98T	10	27.0	8.7	6.5	420 A A	1653@44
9630467K	225/55R16	99H XL	10	25.8	9.2	7.0	420 A A	1709@50
9630455K	225/60R16	98H	10	26.6	9.0	6.5	420 A A	1653@44
9630460K	225/65R16	100T	10	27.5	9.0	6.5	420 A A	1764@44
9630465K	235/60R16	100V	10	27.1	9.5	7.0	420 A A	1764@44
9630459K	235/65R16	103T	10	28.0	9.5	7.0	420 A A	1929@44
9630447K	205/50R17	93V XL	10	25.1	8.4	6.5	420 A A	1433@50
9630446K	215/45R17	87W	10	24.7	8.4	7.0	420 A A	1201@44
9630454K	215/50R17	95V XL	10	25.5	8.9	7.0	420 A A	1521@50
9630458K	215/55R17	94V	10	26.3	8.9	7.0	420 A A	1477@44
9630456K	215/60R17	96T	10	27.2	8.7	6.5	420 A A	1565@44
9630461K	215/65R17	99T	10	28.0	8.7	6.5	420 A A	1709@44
9630453K	225/45R17	94W XL	10	25.0	8.9	7.5	420 A A	1477@50
9630457K	225/50R17	94V	10	25.9	9.2	7.0	420 A A	1477@44
9630464K	225/55R17	97V	10	26.8	9.2	7.0	420 A A	1609@44
9630463K	225/60R17	99T	10	27.6	9.0	6.5	420 A A	1709@44
9630462K	225/65R17	102T	10	28.5	9.0	6.5	420 A A	1874@44
1600125K	235/45R17	94H	10	25.4	9.3	8.0	420 A A	1477@44
9630469K	235/55R17	99H	10	27.2	9.7	7.5	420 A A	1709@44
9630468K	235/60R17	102V	10	28.1	9.5	7.0	420 A A	1874@44
1600126K	225/40R18	92H XL	10	25.1	9.1	8.0	420 A A	1389@50
9630466K	225/45R18	95W XL	10	25.9	8.9	7.5	420 A A	1521@50
1600127K	225/50R18	95H	10	26.9	9.2	7.5	420 A A	1521@44
9630473K	225/60R18	100H	10	28.6	9.0	6.5	420 A A	1764@44
1600122K	235/45R18	94V	10	26.3	9.3	8.0	420 A A	1477@44
9630472K	235/50R18	97H	10	27.3	9.7	7.5	420 A A	1609@44
9630470K	235/55R18	100V	10	28.2	9.7	7.5	420 A A	1764@44
9630474K	235/60R18	103H	10	29.1	9.5	7.0	420 A A	1929@44
9630471K	245/45R18	100W XL	10	26.7	9.6	8.0	420 A A	1764@50



# RXMOTION SUV UX01

PERFORMANCE CUV/SUV

The RXMotion SUV UX01 is the latest CUV/SUV tire designed to elevate your adventure to new heights. With enhanced wet traction, premium ride comfort, and improved treadwear, the RXMotion SUV is the ideal choice for any sports utility and crossover vehicles. Long-distance journeys or weekend getaways, travel with confidence and peace of mind with the RXMotion SUV UX01.

## FEATURES & BENEFITS

### WET PERFORMANCE

Wide circumferential and lateral shoulder grooves provide excellent wet traction by effective evacuation channels.

### COMFORT

SPPS noise simulation technology optimizes lateral groove angles and arrangement to reduce road noise and add to ride comfort.

### TREADWEAR PERFORMANCE

Wide tread surface contact evenly distribute the ground pressure and improves the wear life, while promoting regular wear.

El RXMotion SUV UX01 es el último neumático CUV/SUV diseñado para elevar a su aventura a nuevas alturas. Con tracción húmeda mejorada, comodidad de conducción premium y un desgaste de la banda de rodadura mejorado, el RXMotion SUV es la elección ideal para cualquier fanático de los vehículos utilitarios deportivos y crossover. Para viajes largos y las salidas de los fines de semana, viaje con confianza y tranquilidad con RXMotion SUV UX01.

## CARACTERÍSTICAS Y BENEFICIOS

### DESEMPEÑO HÚMEDO

Los surcos circunferenciales y laterales más amplios proporcionan excelente tracción húmeda mediante canales de evacuación efectivos.

### COMODIDAD DE CONDUCCIÓN


La tecnología de simulación de ruido SPPS optimiza los ángulos y la distribución de los surcos laterales para reducir el ruido del camino para conducción más cómoda.

### DESEMPEÑO DE LA BANDA DE RODAMIENTO

La superficie amplia de contacto distribuye uniformemente la presión del suelo y mejora la vida útil, mientras que promueve el desgaste regular.



### PERFORMANCE RATINGS:



H, T, V, W SPEED RATED  
UTQG 700 A A



**ROADX****RXMOTION SUV UX01**

PART NUMBER	SIZE	LI/SR	TD 32/IN.	OD IN.	SW IN.	RW IN.	UTQG	SINGLE MAX LOAD LBS@PSI
1600322K	215/65R16	98H	10	27.0	8.7	6.5	700 A A	1653@44
1600323K	215/70R16	100H	10	27.9	8.7	6.5	700 A A	1764@44
1600332K	235/60R16	100H	10	27.1	9.4	7.0	700 A A	1764@44
1600324K	245/70R16	107T	10	29.5	9.8	7.0	700 A A	2149@44
1600325K	255/70R16	111H	10	30.1	10.2	7.5	700 A A	2403@44
1600326K	265/70R16	112H	10	30.6	10.7	8.0	700 A A	2469@44
1600330K	215/60R17	96H	10	27.2	8.7	6.5	700 A A	1565@44
1600328K	225/60R17	99H	10	27.6	9.0	6.5	700 A A	1708@44
1600308K	225/65R17	102H	10	28.5	9.0	6.5	700 A A	1873@44
1600333K	235/55R17	99V	10	27.2	9.6	7.5	700 A A	1708@44
1600329K	235/60R17	102H	10	28.1	9.4	7.0	700 A A	1873@44
1600331K	235/65R17	104H	10	29.1	9.4	7.0	700 A A	1984@44
1600327K	245/65R17	107H	10	29.5	9.8	7.0	700 A A	2149@44
1600334K	255/60R17	106H	10	29.1	10.2	7.5	700 A A	2094@44
1600335K	265/65R17	112H	10	30.6	10.7	8.0	700 A A	2469@44
1600336K	225/55R18	98V	10	27.8	9.2	7.0	700 A A	1653@44
1600337K	225/60R18	100H	10	28.6	9.0	6.5	700 A A	1763@44
1600338K	235/55R18	100V	10	28.2	9.6	7.5	700 A A	1763@44
1600339K	235/60R18	107V XL	10	29.1	9.4	7.0	700 A A	2149@50
1600340K	235/65R18	106H	10	30.0	9.4	7.0	700 A A	2094@44
1600341K	245/60R18	105H	10	29.6	9.8	7.0	700 A A	2039@44
1600342K	255/55R18	109V XL	10	29.0	10.4	8.0	700 A A	2270@50
1600343K	255/65R18	111T	10	31.1	10.2	7.5	700 A A	2403@44
1600344K	265/60R18	110H	10	30.5	10.7	8.0	700 A A	2336@44
1600345K	225/55R19	99V	10	28.8	9.2	7.0	700 A A	1708@44
1600346K	235/50R19	103V XL	10	28.3	9.6	7.5	700 A A	1929@50
1600347K	235/55R19	105V XL	10	29.2	9.6	7.5	700 A A	2039@50
1600348K	245/55R19	103V	10	29.7	10.0	7.5	700 A A	1929@44
1600349K	255/50R19	107V XL	10	29.1	10.4	8.0	700 A A	2149 @50
1600310K	255/55R19	111V XL	10	30.0	10.4	8.0	700 A A	2403@50
1600309K	265/50R19	110V XL	10	29.5	10.9	8.5	700 A A	2337@50
1600311K	235/55R20	105V XL	10	30.2	9.6	7.5	700 A A	2039@50
1600312K	245/50R20	102V	10	29.7	10.0	7.5	700 A A	1874@44
1600313K	255/55R20	110V XL	10	31.0	10.4	8.0	700 A A	2337@50
1600314K	265/50R20	107H	10	30.5	10.9	8.5	700 A A	2149@44
1600315K	275/40R20	106W XL	10	28.7	10.9	9.5	700 A A	2094@50
1600316K	265/40R21	105W XL	10	29.3	10.7	9.5	700 A A	2039@50
1600317K	275/40R21	107W XL	10	29.7	10.9	9.5	700 A A	2149@50
1600318K	275/45R21	110W XL	10	30.8	10.7	9.0	700 A A	2337@50
1600319K	285/40R21	109W XL	10	30.0	11.4	10.0	700 A A	2271@50
1600320K	295/35R21	107W XL	10	29.1	11.9	10.5	700 A A	2149@50
1600321K	315/40R21	115W XL	10	30.9	12.6	11	700 A A	2679@50



# RXMOTION UHP AS HPX01

ULTRA-HIGH PERFORMANCE ALL SEASON

With the increasing demand for high-performance tires capable of handling diverse road conditions and extended use, the RXMOTION UHP AS HPX01 emerges as a top choice for drivers that demand more. Navigating city streets or embarking on spirited highway journeys, the Roadx RXMOTION UHP AS tire ensures reliable all-season performance

### FEATURES & BENEFITS

#### ADVANCED WEAR-RESISTANT COMPOUND

Proprietary performance rubber compounds dialing-in extended wear resistance and tire casing structure integrity.

#### ENHANCED CONTACT PATCH DESIGN

Improves traction with evenly distributing ground pressure, providing noticeable driver input with increased control and handling stability.

#### REINFORCED STRUCTURAL INTEGRITY

Enhances high-speed driving and cornering stability.

Con la creciente demanda de neumáticos de alto desempeño que sean capaces de manejar condiciones de camino diversas y uso extendido, el RXMOTION UHP HPX01 surge como una de las mejores opciones para los conductores modernos. Ya sea navegar por las calles de la ciudad o embarcarse en largos viajes por la carretera, este neumático asegura un desempeño confiable en todas las temporadas.

### CARACTERÍSTICAS Y BENEFICIOS

#### COMPUESTO AVANZADO RESISTENTE AL DESGASTE

Compuestos de caucho de alto desempeño patentados que cuentan con resistencia al desgaste e integridad estructural del recauchutado del neumático extendidos.

#### DISEÑO MEJORADO DE LA SECCIÓN DE CONTACTO


Mejora la tracción con presión sobre el suelo distribuida uniformemente, que ofrece notable intervención del conductor con control y estabilidad de manejo considerablemente incrementados.

#### INTEGRIDAD ESTRUCTURAL REFORZADA

Mejora la conducción a alta velocidad y la estabilidad en los giros.



#### PERFORMANCE RATINGS:



V, W AND Y SPEED RATED  
UTQG 600 A A





**ROADX**  
**RXMOTION**  
**UHP AS HPX01**



PART NUMBER	SIZE	PR	LI/SR	TD 32/IN.	OD IN.	SW IN.	RW IN.	UTQG	MAX LOAD 1X
1600902K	205/45R16	XL	87W	10	23.3	8.1	7.0	600 A A	1201@50
1600904K	205/50R16		87W	10	24.1	8.4	6.5	600 A A	1201@44
1600937K	215/55R16	XL	97W	10	25.1	8.9	7.0	600 A A	1609@50
1600953K	205/55R16		91W	10	24.8	8.4	6.5	600 A A	1356@44
1600903K	205/45R17	XL	88W	10	24.3	8.1	7.0	600 A A	1235@50
1600906K	235/55R17	XL	103W	10	27.2	9.6	7.5	600 A A	1929@50
1600911K	235/50R17	XL	100W	10	26.3	9.6	7.5	600 A A	1764@50
1600920K	245/45R17	XL	99W	10	25.7	9.6	8.0	600 A A	1709@50
1600924K	215/55R17	XL	98W	10	26.1	8.9	7.0	600 A A	1653@50
1600929K	225/55R17	XL	101W	10	26.8	9.2	7.0	600 A A	1819@50
1600931K	225/45R17		91V	10	25.0	8.9	7.5	600 A A	1356@44
1600932K	225/50R17	XL	98W	10	25.9	9.2	7.0	600 A A	1653@50
1600940K	235/45R17	XL	97W	10	25.4	9.3	8.0	600 A A	1609@50
1600942K	245/40R17	XL	95V	10	24.7	9.8	8.5	600 A A	1521@50
1600945K	215/50R17		91V	10	25.4	8.9	7.0	600 A A	1356@44
1600952K	205/50R17	XL	93W	10	25.0	8.4	6.5	600 A A	1433@50
1600954K	215/45R17	XL	91W	10	24.5	8.4	7.0	600 A A	1356@50
1600907K	245/45R18	XL	100W	10	26.7	9.6	8.0	600 A A	1764@50
1600909K	235/40R18	XL	95W	10	25.4	9.5	8.5	600 A A	1521@50
1600910K	235/45R18	XL	98W	10	26.3	9.3	8.0	600 A A	1653@50
1600912K	235/55R18	XL	104W	10	28.1	9.6	7.5	600 A A	1984@50
1600917K	245/40R18	XL	97W	10	25.7	9.8	8.5	600 A A	1609@50
1600918K	235/50R18		97W	10	27.3	9.6	7.5	600 A A	1609@44
1600922K	225/45R18	XL	95W	10	25.9	8.9	7.5	600 A A	1521@50
1600923K	245/55R18	XL	107W	10	28.6	10.0	7.5	600 A A	2149@50
1600925K	225/40R18	XL	92W	10	24.9	9.1	8.0	600 A A	1389@50
1600928K	225/50R18	XL	99W	10	26.9	9.2	7.0	600 A A	1709@50
1600933K	225/55R18	XL	102W	10	27.8	9.2	7.0	600 A A	1874@50
1600936K	215/45R18	XL	93W	10	25.5	8.4	7.0	600 A A	1433@50
1600948K	255/35R18		90W	10	25.0	10.2	9.0	600 A A	1323@44
1600908K	245/50R19		101W	10	28.7	10.0	7.5	600 A A	1819@44
1600913K	235/55R19	XL	105W	10	29.2	9.6	7.5	600 A A	2039@50
1600915K	275/40R19		101W	10	27.7	10.9	9.5	600 A A	1819@44
1600916K	255/40R19	XL	100W	10	27.0	10.2	9.0	600 A A	1764@50
1600919K	245/40R19	XL	98W	10	26.7	9.8	8.5	600 A A	1653@50
1600926K	225/40R19	XL	93W	10	25.9	9.1	8.0	600 A A	1433@50
1600927K	225/45R19		92W	10	27.0	8.9	7.5	600 A A	1389@44
1600934K	235/40R19		92W	10	26.4	9.5	8.5	600 A A	1389@44
1600938K	235/50R19	XL	103W	10	28.3	9.6	7.5	600 A A	1929@50
1600939K	245/35R19	XL	93W	10	25.8	9.8	8.5	600 A A	1433@50
1600944K	245/45R19	XL	102W	10	27.7	9.6	8.0	600 A A	1874@50
1600946K	225/55R19		103W	10	28.8	9.2	7.0	600 A A	1929@50
1600947K	235/35R19		91W	10	25.5	9.5	8.5	600 A A	1356@50
1600949K	255/35R19	XL	96W	10	26.0	10.2	9.0	600 A A	1565@50
1600951K	255/45R19		104W	10	28.1	10.0	8.5	600 A A	1984@50
1600914K	245/50R20	XL	105W	10	29.7	10.0	7.5	600 A A	2039@50
1600921K	255/45R20	XL	105Y	10	29.1	10.0	8.5	600 A A	2039@50
1600930K	275/35R20	XL	102Y	10	27.6	10.9	9.5	600 A A	1874@50
1600935K	245/35R20		95W	10	26.8	9.8	8.5	600 A A	1521@50
1600941K	235/55R20		102W	10	30.2	9.6	7.5	600 A A	1874@44
1600943K	245/40R20	XL	99Y	10	27.7	9.8	8.5	600 A A	1709@50
1600950K	255/40R20	XL	101Y	10	28.0	10.2	9.0	600 A A	1819@50
1600955K	245/45R20	XL	103Y	10	28.7	9.6	8.0	600 A A	1929@50
1600956K	275/40R20	XL	106Y	10	28.7	10.9	9.5	600 A A	2094@50



# RXQUEST HT HX01

PERFORMANCE HT/CUV/SUV

The ROADX RXQuest HT HX01 is the ultimate premium highway terrain tire for light trucks, providing unbeatable performance, outstanding traction, and exceptional durability.

### FEATURES & BENEFITS

#### HANDLING AND TRACTION

Proprietary rubber compounds with optimized wide tread surface design aid in predictable handling and excellent braking performance.

#### DURABILITY

Tie-bar design in the shoulder lateral groove increase ride stability and aids in reducing irregular wear.

#### COMFORT

Void angles between lugs are designed for smooth air flow that effectively reduces noise during high-speed driving.

El ROADX RXQuest HT HX01 es el neumático de terreno de carretera premium máximo para camionetas ligeras, proporcionando desempeño insuperable, tracción sobresaliente y durabilidad excepcional. El RXQuest HT está disponible en tamaños 26, métrica de P y LT, con una garantía de 50 mil millas.

### CARACTERÍSTICAS Y BENEFICIOS

#### MANEJO Y TRACCIÓN

Los compuestos de caucho patentados con diseño de superficie de rodamiento mejorada ayudan a crear manejo predecible y excelente desempeño de frenado.

#### DURABILIDAD


El diseño de barra de acoplamiento en surco lateral del hombro incrementa la estabilidad de conducción y ayuda a reducir el desgaste irregular.

#### COMODIDAD

Los ángulos de los huecos entre gajos están diseñados para flujo de aire suave que reduce de forma efectiva el ruido durante la conducción a alta velocidad. comodidad de conducción incrementada.



#### PERFORMANCE RATINGS:



50,000 Mile Limited Treadwear Warranty - LT sizes  
60,000 Mile Limited Treadwear Warranty - P-metric sizes



S, T, AND R SPEED RATED  
UTQG 700 A A

**ROADX****RXQUEST HT HX01**

PART NUMBER	SIZE	PLY RATING	LI/SR	TD 32/IN.	OD IN.	SW IN.	RW IN.	UTQG	SINGLE MAX LOAD LBS@PSI	DUAL MAX LOAD LBS@PSI
1600210K	235/75R15		105T	11.0	28.9	9.3	6.5	700 A A	2039@44	
1600209K	235/70R16		106T	11.0	29.0	9.4	7.0	700 A A	2094@44	
1600213K	245/75R16		111T	11.0	30.5	9.8	7.0	700 A A	2403@44	
1600217K	265/75R16		116T	11.0	31.7	10.5	7.5	700 A A	2756@44	
1600211K	235/75R17		109T	11.0	30.9	9.3	6.5	700 A A	2271@44	
1600212K	245/70R17		110T	11.0	30.6	9.8	7.0	700 A A	2337@44	
1600216K	265/70R17		115T	11.0	31.7	10.7	8.0	700 A A	2679@44	
1600214K	255/70R18		113T	11.0	32.1	10.2	7.5	700 A A	2535@44	
1600215K	265/65R18		114T	11.0	31.5	10.7	8.0	700 A A	2601@44	
1600220K	275/65R18		116T	11.0	32.1	11.0	8.0	700 A A	2756@44	
1600218K	275/55R20		117T XL	11.0	31.9	11.2	8.5	700 A A	2833@50	
1600219K	275/60R20		115T	11.0	33.0	11.0	8.0	700 A A	2679@44	
1600221K	31X10.50R15LT	C	109R	14.0	30.5	10.6	7.5		2270@50	
1600222K	LT215/85R16	E	115/112R	14.0	30.4	8.5	6.0		2680@80	2470@80
1600223K	LT225/75R16	E	115/112R	14.0	29.3	8.8	6.0		2680@80	2470@80
1600225K	LT235/85R16	E	120/116R	14.0	31.7	9.3	6.5		3042@80	2778@80
1600227K	LT245/75R16	E	120/116R	14.0	30.5	9.8	7.0		3042@80	2778@80
1600231K	LT265/75R16	E	123/120R	14.0	31.7	10.5	7.5		3415@80	3085@80
1600224K	LT235/80R17	E	120/117R	14.0	31.8	9.3	6.5		3085@80	2835@80
1600226K	LT245/70R17	E	119/116S	14.0	30.6	9.8	7.0		3000@80	2755@80
1600228K	LT245/75R17	E	121/118S	14.0	31.5	9.8	7.0		3195@80	2910@80
1600229K	LT265/70R17	E	123/120S	14.0	31.7	10.7	8.0		3415@80	3085@80
1600230K	LT265/70R18	E	124/121S	14.0	32.6	10.7	8.0		3525@80	3195@80
1600232K	LT275/65R18	E	123/120S	14.0	32.1	11.0	8.0		3415@80	3085@80
1600234K	LT275/70R18	E	125/122S	14.0	33.2	11.0	8.0		3640@80	3305@80
1600233K	LT275/65R20	E	126/123S	14.0	34.1	11.0	8.0		3750@80	3415@80

Note: All tire models, staggered vehicle fitments have half mileage for rear tires if different size than the front tires

# ROADX

## RXQUEST AT QX12



PREMIUM ALL TERRAIN

The RoadX RXQuest AT QX12 is the perfect all-terrain (A/T) tire for light truck, SUV and crossover drivers. The advanced tread pattern and aggressive sidewall allow it to handle all you can throw at it both on-and-off road terrains. This A/T tire is built to last while also providing a smooth and quiet ride for cruising. The wide shoulders provide excellent grip in wet conditions and the rim protector allows you to take on any trail with confidence in knowing that your wheels have that extra level of protection against the elements.

### FEATURES & BENEFITS

#### CONTROL

Optimized contact patch for maximum traction and stability.

#### TRUSTED GRIP

Aggressive shoulder design increasing off-road bite and providing extra protection.

#### BALANCED TRACTION

Tread block edge is step style designed, reducing stone retention and road noise

3PMS certified

El RoadX RXQuest AT QX12 es el neumático todoterreno (A/T) perfecto para conductores de camionetas ligeras, vehículos utilitarios deportivos (SUV) y crossover. El patrón avanzado de la banda de rodamiento y la pared lateral agresiva le permiten manejar todo lo que pueda lanzarle en terrenos tanto dentro como fuera del camino. Este neumático A/T está fabricado para durar, además de ofrecer una conducción suave y silenciosa para crucero. Los hombros amplios proporcionan un agarre excelente en condiciones húmedas y el protector del aro le permite tomar cualquier camino con la confianza de saber que sus ruedas tendrán el nivel de protección adicional contra los elementos.

### CARACTERÍSTICAS Y BENEFICIOS

#### CONTROL

Sección de contacto optimizada para maximizar la tracción y la estabilidad.

#### AGARRE CONFIABLE


Diseño de hombro agresivo que incrementa el agarre fuera de la carretera y proporciona protección adicional.

#### TRACCIÓN BALANCEADA

El borde del bloque de la banda de rodamiento está diseñado con estilo escalonado, reduciendo la retención de piedras y el ruido del camino.

Certificado 3PMS

#### PERFORMANCE RATINGS:



R, S, T SPEED RATED  
600 A B UTQG



**ROADX****RXQUEST AT QX12** 

PART NUMBER	SIZE	PR	LI/SR	TD 32/IN.	OD IN.	SW IN.	RW IN.	UTQG	SINGLE MAX LOAD LBS@PSI	DUAL MAX LOAD LBS@PSI
1600092K	235/75R15	XL	109S	13	28.9	9.3	6.5	600 A B	2271@50	
1600088K	235/70R16		106S	13	29.0	9.5	7.0	600 A B	2094@44	
1600095K	245/75R16		111S	13	30.5	9.8	7.0	600 A B	2403@44	
1600099K	265/70R16		112T	13	30.6	10.7	8.0	600 A B	2469@44	
1600101K	265/75R16		116S	13	31.7	10.5	7.5	600 A B	2756@44	
1600087K	235/65R17		104S	13	29.1	9.5	7.0	600 A B	1984@44	
1600093K	245/65R17		107S	13	29.5	9.8	7.0	600 A B	2149@44	
1600094K	245/70R17		110T	13	30.6	9.8	7.0	600 A B	2337@44	
1600097K	265/65R17		112S	13	30.6	10.7	8.0	600 A B	2469@44	
1600100K	265/70R17		115S	13	31.7	10.7	8.0	600 A B	2679@44	
1600098K	265/65R18		114T	13	31.5	10.7	8.0	600 A B	2601@44	
1600090K	275/65R18		116T	13	32.1	11.0	8.0	600 A B	2756@44	
1600096K	265/50R20	XL	111T	13	30.5	10.9	8.5	600 A B	2403@50	
1600121K	275/55R20	XL	117T	13	31.9	11.2	8.5	600 A B	2833@50	
1600089K	275/60R20		115T	13	33.0	11.0	8.0	600 A B	2679@44	
1600091K	31X10.50R15LT	6PR	109S	16	30.5	10.6	8.5		2270@50	-
1600104K	LT235/75R15	6PR	104/101R	16	28.9	9.3	6.5		1985@50	1820@50
1600103K	LT225/75R16	10PR	115/112S	16	29.3	8.8	6.0		2680@80	2470@80
1600106K	LT235/85R16	10PR	120/116S	16	31.7	9.3	6.5		3042@80	2778@80
1600108K	LT245/75R16	10PR	120/116S	16	30.5	9.8	7.0		3042@80	2778@80
1600113K	LT265/75R16	10PR	123/120S	16	31.7	10.5	7.5		3415@80	3085@80
1600119K	LT285/75R16	10PR	126/123S	16	33.1	11.3	8.0		3750@80	3415@80
1600105K	LT235/80R17	10PR	120/117R	16	31.8	9.3	6.5		3085@80	2835@80
1600107K	LT245/70R17	10PR	119/116S	16	30.6	9.8	7.0		3000@80	2755@80
1600109K	LT245/75R17	10PR	121/118S	16	31.5	9.8	7.0		3195@80	2910@80
1600111K	LT265/70R17	10PR	121/118S	16	31.7	10.7	8.0		3195@80	2910@80
1600118K	LT285/70R17	10PR	121/118S	16	32.8	11.5	8.5		3195@80	2910@80
1600112K	LT265/70R18	10PR	124/121R	16	32.6	10.7	8.0		3525@80	3195@80
1600116K	LT275/65R18	10PR	123/120S	16	32.1	11.0	8.0		3415@80	3085@80
1600117K	LT275/70R18	10PR	125/122SR	16	33.2	11.0	8.0		3640@80	3305@80
1600110K	LT265/60R20	10PR	121/118R	16	32.5	10.7	8.0		3195@80	2910@80
1600114K	LT275/55R20	8PR	115/112S	16	31.9	11.2	8.5		2680@65	2470@65
1600115K	LT275/60R20	10PR	123/120R	16	33.0	11.0	8.0		3415@80	3085@80
1600102K	LT275/65R20	10PR	126/123S	16	34.1	11.0	8.0		3750@80	3415@80
1600120K	LT305/55R20	10PR	121/118R	16	33.2	12.4	9.5		3195@65	2910@65

# ROADX

## RXQUEST R/T



PREMIUM RUGGED TERRAIN

Embark on the ROADX RXQUEST R/T tire journey, a formidable force meticulously crafted for trucks and SUVs, designed for on and off-road mastery. Boasting a robust construction, specialized tread, and 3PMS certification, it delivers unparalleled traction, durability, and relentless performance. Command the road with confidence and precision.

### FEATURES & BENEFITS

#### PURPOSE BUILT

Abrasion-resistant rubber with premium deep tread depths of 16/32 and 18/32 allows the RXQUEST R/T to outperform the terrain in front of it.

#### OFF-ROAD CONFIDENCE

Optimized tire casing with enhanced sidewall biters provides a generous tread footprint for great traction and stability.

#### ENHANCED TRACTION

Staggered shoulder blocks with certified 3 Peak Mountain Snowflake continue to supply upgraded traction while still delivering proper road manners for everyday use.

Inicie el viaje del neumático ROADX RXQUEST R/T, una fuerza imponente elaborada cuidadosamente para camionetas y vehículos utilitarios deportivos (SUV), diseñado para dominar dentro y fuera del camino. Con una fabricación robusta, banda de rodamiento especializada y certificación 3 Peak Mountain Snowflake (3PMS), proporciona tracción, durabilidad y desempeño incansables e inigualables. Domine el camino con confianza y precisión.

### CARACTERÍSTICAS Y BENEFICIOS

#### FABRICACIÓN CON UN PROPÓSITO

El caucho resistente a la abrasión con banda de rodamiento de profundidad premium de 16/32 y 18/32 permite al RXQUEST R/T superar al terreno frente a él.

#### CONFIANZA FUERA DEL CAMINO

La carcasa de neumático optimizada con hendiduras de pared lateral mejoradas proporciona una huella de banda de rodamiento más generosa para excelente tracción y estabilidad.

#### RESISTENCIA DEL NEUMÁTICO

Los bloques de hombro escalonados con certificación 3 Peak Mountain Snowflake (3PMS) continúan proporcionando tracción mejorada mientras que aún proporcionan buenos modales de camino para el uso diario.

#### PERFORMANCE RATINGS:

WET

DRY

COMFORT

QUIETNESS

TREAD LIFE



S, T AND Q SPEED RATED  
UTQG 600 A B



**ROADX****RXQUEST R/T** 

PART NUMBER	SIZE	PR	LI/SR	TD 32/IN.	OD IN.	SW IN.	RW IN.	SIDEWALL	UTQG	SINGLE MAX LOAD LBS@PSI	DUAL MAX LOAD LBS@PSI	STUD SIZE
1600511K	265/70R17		115T	16	31.7	10.7	8	BSW	600 A B	2679@44		
1600512K	255/70R18	XL	116T	16	32.1	10.2	7	BSW	600 A B	2756@50		
1600514K	265/60R18	XL	114S	16	30.5	10.7	8	BSW	600 A B	2601@50		
1600515K	265/65R18	XL	116T	16	31.5	10.7	8	BSW	600 A B	2756@50		
1600516K	265/70R18		116S	16	32.6	10.7	8	BSW	600 A B	2756@44		
1600518K	275/65R18	XL	116T	16	32.1	11.0	8	BSW	600 A B	2756@50		
1600513K	265/50R20	XL	111T	16	30.5	10.9	8	BSW	600 A B	2403@50		
5042114K	275/55R20	XL	117T	16	31.9	11.2	8	BSW	600 A B	2833@50		
1600517K	275/60R20	XL	116T	16	33.0	11.0	8	BSW	600 A B	2756@50		
1600657K	285/50R20	XL	116T	16	31.3	14.4	9	SWL	600 A B	2756@50		
1600519K	285/45R22	XL	114Q	16	32.1	11.2	9	BSW	600 A B	2601@50		
1600784K	LT265/75R16	10PR	123/120Q	18	31.6	10.5	7	RWL		3415@80	3085@80	15
1600785K	LT285/75R16	10PR	126/123Q	18	36.7	11.2	8	RWL		3750@80	3415@80	15
1600610K	LT265/65R17	10PR	120/117Q	18	30.5	10.7	8	RWL		3085@80	2835@80	15
1600535K	LT245/75R17	10PR	121/118Q	18	31.5	9.76	7	BSW		3195@80	2910@80	15
1600537K	LT265/70R17	10PR	123/120Q	18	31.65	10.71	8	BSW		3415@80	3085@80	15
1600534K	LT245/70R17	10PR	119/116Q	18	30.55	9.76	7	BSW		3000@80	2755@80	15
1600544K	LT285/70R17	10PR	126/123Q	18	32.76	11.5	8	BSW		3750@80	3415@80	15
1600786K	LT265/60R18	10PR	119/116Q	18	30.5	10.7	7	RWL		3000@80	2755@80	15
1600536K	LT265/65R18	10PR	122/119Q	18	31.5	10.7	8	BSW		3305@80	3000@80	15
1600538K	LT265/70R18	10PR	124/121Q	18	32.6	10.7	8	BSW		3525@80	3195@80	15
1600541K	LT275/65R18	10PR	123/120Q	18	32.1	11.0	8	BSW		3415@80	3085@80	15
1600543K	LT275/70R18	10PR	125/122Q	18	33.2	11.0	8	BSW		3640@80	3305@80	15
1600539K	LT275/55R20	10PR	120/117Q	18	31.9	11.2	8	BSW		3085@80	2835@80	15
1600540K	LT275/60R20	10PR	123/120Q	18	33.0	11.0	8	BSW		3415@80	3085@80	15
1600542K	LT275/65R20	10PR	126/123Q	18	34.1	11.0	8	BSW		3750@80	3415@80	15
1600545K	LT305/55R20	12PR	125/122Q	18	33.2	12.4	9	BSW		3640@80	3305@80	15
1600655K	31X10.50R15LT	6PR	109Q	18	30.5	10.5	8	RWL		2270@50		15
1600520K	33X12.50R17LT	10PR	120Q	18	32.5	12.5	10	BSW		3085@65		15
1600524K	35X12.50R17LT	10PR	125Q	18	34.5	12.5	10	BSW		3640@65		15
1600529K	37X12.50R17LT	8PR	124Q	18	36.5	12.5	10	BSW		3525@50		15
1600521K	33X12.50R18LT	12PR	122Q	18	32.5	12.5	10	BSW		3305@80		15
1600525K	35X12.50R18LT	12PR	128Q	18	34.5	12.5	10	BSW		3970@80		15
1600530K	37X12.50R18LT	10PR	128Q	18	36.5	12.5	10	BSW		3970@65		15
1600522K	33X12.50R20LT	12PR	119Q	18	32.5	12.5	10	BSW		3000@80		15
1600526K	35X12.50R20LT	12PR	125Q	18	34.5	12.5	10	BSW		3640@80		15
1600528K	35X13.50R20LT	12PR	126Q	18	34.5	13.6	11	BSW		3750@80		15
1600531K	37X12.50R20LT	10PR	126Q	18	36.5	12.5	10	BSW		3750@65		15
1600523K	33X12.50R22LT	12PR	114Q	18	32.5	12.5	10	BSW		2600@80		15
1600527K	35X12.50R22LT	12PR	121Q	18	34.5	12.5	10	BSW		3195@80		15
1600532K	37X12.50R22LT	12PR	127Q	18	36.5	12.5	10	BSW		3860@80		15
1600533K	37X13.50R22LT	12PR	128Q	18	36.5	13.6	11	BSW		3970@80		15

# ROADX

## RXFROST FX11

STUDDABLE WINTER TIRE

The RXFrost FX11 is a studdable winter tire that offers exceptional handling and traction to keep you safe in the most severe winter conditions. The advanced siping reduces braking distances while the proprietary compound ensures this tire will consistently deliver the grip and performance you can depend on. The FX11 has a wide variety fitment for cars and SUVs.

### FEATURES & BENEFITS

#### SUPERIOR WINTER PERFORMANCE

3D multi-wave siping greatly reduce braking distance while improving handling performance on ice and snow covered roads.

#### ADVANCED WINTER COMPOUND

Proprietary winter compound developed to provide excellent wet grip and braking performance at low temperatures.

#### OPTIMIZED WET TRACTION

Lateral grooves channel wet and slush for enhanced performance.

El RXFrost FX11 es un neumático de invierno al que pueden instalarse tachones que ofrece manejo y tracción excepcionales para mantenerlo seguro en las condiciones de invierno más intensas. Los cortes avanzados reducen las distancias de frenado mientras que el compuesto patentado asegura que este neumático ofrecerá de manera consistente el agarre y el desempeño en los que puede confiar. El FX11 tiene una amplia variedad de ajustes para automóviles y SUV.

### CARACTERÍSTICAS Y BENEFICIOS

#### DESEMPEÑO SUPERIOR EN INVIERNO

Corte 3D de onda múltiple que reduce considerablemente la distancia de frenado mientras mejora el desempeño de manejo en los caminos cubiertos con hielo y nieve.

#### COMPUESTO AVANZADO PARA INVIERNO


Compuesto patentado para invierno desarrollado para ofrecer excelente agarre y frenado en condiciones húmedas a bajas temperaturas.

#### TRACCIÓN OPTIMIZADA EN HUMEDAD

Los surcos laterales canalizan la humedad y la nieve lodosa para un desempeño mejorado.



#### PERFORMANCE RATINGS:



S, T and H SPEED RATED



# ROADX

## RXFROST FX11



PART NUMBER	SIZE	LI/SR	TD 32/IN.	OD IN.	SW IN.	RW IN.	SINGLE MAX LOAD LBS@PSI	STUD SIZE
5548175V	175/70R14	84T	13	23.7	7.0	5.0	1102@44	12
5548173V	175/65R14	82T	13	23.0	7.0	5.0	1047@44	12
5548157V	185/65R14	86T	13	23.5	7.4	5.5	1168@44	12
5548179V	185/70R14	88T	13	24.3	7.4	5.5	1235@44	12
5548174V	175/65R15	84T XL	13	24.0	7.0	5.0	1102@44	12
5548155V	185/55R15	82T	13	23.0	7.6	6.0	1047@44	12
5548156V	185/60R15	84T	13	23.7	7.4	5.5	1102@44	12
5548130V	185/65R15	88T	13	24.5	7.4	5.5	1235@44	12
5548158V	195/60R15	88T	13	24.2	7.9	6.0	1235@44	12
5548131V	195/65R15	91T	13	25.0	7.9	6.0	1356@44	12
5548159V	205/65R15	94T	13	25.5	8.2	6.0	1477@44	12
5548180V	215/70R15	98T	13	26.9	8.7	6.5	1653@44	12
5548132V	205/55R16	91T	13	24.9	8.4	6.5	1356@44	12
5548133V	205/60R16	92T	13	25.7	8.2	6.0	1389@44	12
5548160V	205/65R16	95T	13	26.5	8.2	6.0	1521@44	12
5548163V	215/55R16	97H XL	13	25.3	8.9	7.0	1609@50	12
5548134V	215/60R16	95T	13	26.1	8.7	6.5	1521@44	12
5548165V	215/65R16	98T	13	27.0	8.7	6.5	1653@44	12
5548168V	225/60R16	98T	13	26.6	9.0	6.5	1653@44	12
5548141V	225/65R16	100T	13	27.5	9.0	6.5	1764@44	12
5548172V	235/65R16	103T	13	28.0	9.5	7.0	1929@44	12
5548143V	235/70R16	106S	13	29.0	9.5	7.0	2094@44	12
5548161V	215/45R17	91T XL	13	24.7	8.4	7.0	1356@50	12
5548162V	215/50R17	95T XL	13	25.5	8.9	7.0	1521@50	12
5548135V	215/55R17	94T	13	26.3	8.9	7.0	1477@44	12
5548164V	215/60R17	96T	13	27.2	8.7	6.5	1565@44	12
5548166V	215/65R17	99T	13	28.0	8.7	6.5	1709@44	12
5548137V	225/45R17	94H XL	13	25.0	8.9	7.5	1477@50	12
5548139V	225/50R17	98H XL	13	25.9	9.2	7.0	1653@50	12
5548167V	225/55R17	97T	13	26.8	9.2	7.0	1609@44	12
5548140V	225/60R17	99T	13	27.6	9.0	6.5	1709@44	12
5548142V	225/65R17	102S	13	28.5	9.0	6.5	1874@44	12
5548171V	235/55R17	99H	13	27.2	9.7	7.5	1709@44	12
5548121V	235/60R17	102T	13	28.1	9.5	7.0	1874@44	12
5548136V	225/40R18	92H XL	13	25.1	9.1	8.0	1389@50	12
5548138V	225/45R18	95T XL	13	25.9	8.9	7.5	1521@50	12
5548176V	225/55R18	98T	13	27.8	9.2	7.0	1653@44	12
5548169V	225/60R18	100T	13	28.6	9.0	6.5	1764@44	12
5548170V	235/50R18	101T XL	13	27.3	9.7	7.5	1819@50	12
5548177V	235/55R18	100T	13	28.2	9.7	7.5	1764@44	12
5548178V	235/55R19	101H	13	29.2	9.7	7.5	1819@44	12

# ROADX RXQUEST C11

LAST MILE DELIVERY



PART NUMBER	SIZE	LI/SR	TD 32/IN.	OD IN.	SW IN.	RW IN.	SINGLE MAX LOAD LBS@PSI	DUAL MAX LOAD LBS@PSI
1600197K	195/75R16C	107/105R	13	27.5	7.7	5.5	2149@69	2039@69
9630792K	225/75R16C	121/120R	13	29.3	8.8	6	3197@83	3086@83
9630794K	235/65R16C	121/119R	13	28	9.5	7	3197@83	2998@83

Last Mile Delivery vehicles are everywhere, with continuous deliveries to both business and residential locations. These vehicles commonly endure many stops, starts, and turns as part of their regular day. The RoadX RXQUEST C11 is engineered to withstand these daily demands and ensure a durable, reliable tire. Built with a purpose, a sidewall protector was added to ensure longevity for every fleet big and small. Like the vehicles they are on, the RXQUEST C11 will get the job done.

## FEATURES & BENEFITS

**REINFORCED SIDEWALLS**  
Sidewall protectors to ensure longevity

**EXTENDED TREAD LIFE**  
Deeper tread depth for longer life

**ENHANCED STABILITY**  
Wider footprint for improved stability

Note : 225/75R16C LCC = 3197 lbs vs. LT225/75R16 10PR = 2680 lbs.  
Reinforced 10 ply construction increases carrying capacity over comparable LT sizes.

Los vehículos de entrega de última milla están en todas partes, con entregas continuas tanto a negocios como a ubicaciones residenciales. Estos vehículos usualmente resisten múltiples paros, arranques y giros como parte de su día regular. El RoadX RXQUEST C11 está diseñado para soportar estas demandas diarias y asegura un neumático durable y confiable. Fabricado con un propósito, se incorporó un protector de pared lateral para asegurar la longevidad para cada flota grande o pequeña. Como los vehículos en los que están, el RXQUEST 11 hará el trabajo.

## CARACTERÍSTICAS Y BENEFICIOS

**PAREDES LATERALES REFORZADAS**  
Los protectores de la pared lateral aseguran la longevidad

**VIDA ÚTIL EXTENDIDA DE LA BANDA DE RODAMIENTO**  
Banda de rodamiento más profunda para una vida más larga

**ESTABILIDAD OPTIMIZADA**  
Espacio ocupado más ancho para estabilidad mejorada

Nota: 225/75R16C LCC = 3197 lb vs. LT225/75R16 10PR = 2680 lb.  
La fabricación reforzada de 10 capas incrementa la capacidad de carga por encima de tamaños LT comparables.

3 sizes represent over

**80%**

share in last mile delivery segment





---

---

---

---

---

---

---

---

---

---

---

---

---

---

---

---

---

---

---

---

---

---



## ROADX HAZARD REPLACEMENT PROGRAM

ROADX Tire offers a “limited, free replacement” road hazard program which applies to all ROADX passenger and light truck patterns. This program is a gesture of goodwill and not a warranty that your tire will not fail due to a road hazard. This free replacement road hazard program applies only during the first 3/32 of the original usable tread or two years from the date of purchase, whichever comes first. ROADX will replace the un-repairable tire with a similar new ROADX Tire. Mounting, balancing and applicable taxes are the responsibility of the consumer. Once a tire is worn beyond the first 3/32, or more than two years from date of purchase, this road hazard program is null and void. Repairable tires must always be repaired at the vehicle owner’s expense.



Effective January 1, 2025





# ROADX USA LIMITED WARRANTY

ALL ROADX WARRANTIES MUST BE SUBMITTED THROUGH THE POINT OF PURCHASE.

## PASSENGER & LIGHT TRUCK TIRES

This Limited Warranty / Adjustment Policy provides for tire replacement under specified conditions. This policy applies to ROADX tires used in normal highway service (commercial applications excluded) displaying warrantable conditions. Tires that become unserviceable or wear out because of neglect or mistreatment are excluded from ROADX warranty coverage.

**THIS IS THE ONLY EXPRESSED WARRANTY MADE BY SAILUN TIRE AMERICAS NO EMPLOYEE, RETAILER, DEALER, OR REPRESENTATIVE HAS THE AUTHORITY TO MAKE ANY WARRANTY, REPRESENTATION, PROMISE OR AGREEMENT THAT IN ANY WAY VARIES THE TERMS OR CONDITIONS SET FORTH IN THIS LIMITED WARRANTY.**

## WARRANTY ELIGIBILITY

This warranty applies to every ROADX replacement passenger car or light truck tire bearing the ROADX brand name and complete Department of Transportation serial identification number while operated in normal highway use (commercial applications excluded) in the USA. These tires are covered by this warranty for the life of the original usable tread depth (the original tread depth down to the level of tread wear indicators molded at 2/32 inch) within 60 months from the date of purchase (proof of purchases required), or if proof of purchase is not available, the coverage will be 60 months from the date of manufacture. This warranty applies only to the original tire purchaser, and is not transferrable to any other party. This time period does not represent the expected service life for tires covered by this warranty.

## WHAT IS NOT WARRANTED

Tires that have become unserviceable for the following reasons: • Improper repairs or repairs that have failed. Improper repairs will void this Limited Warranty. • Improper maintenance which can include: improper inflation or other maintenance abuses • Improper application or operations such as speeding, improper tire size and / or specification. • Improper mounting / dismounting procedures, tire/wheel assembly imbalance. • Mechanical irregularities in the vehicle or wheel, such as bent wheel assemblies, misalignment, worn or faulty components. • Weather checking/cracking or failures after four years (48 months) from the date of manufacture. • Tires used in commercial applications such as taxis, shuttle vehicles and couriers. • Irregular tread wear, or worn-out (beyond 2/32nds remaining tread depth) is not covered under the ROADX Limited Warranty • Road hazard injuries or damages caused by obstacles or debris, such as cuts, punctures (whether repairable or not), snags, bruises, tears, abrasions or impact breaks (whether repairable or not), damage from racing, off road use (forestry roads, gravel, rock) and misapplication of the tire to vehicle.etc.

## ADDITIONAL EXCLUSIONS

- Materials added such as fillers, sealants, balancing substances and external tire treatments. If the added material is the cause of a failure the warranty will be deemed as void.
- Tires submitted for ride disturbance complaints after 25% (2/32") tread wear.
- Tires on vehicles registered or operated outside of the USA.
- Tires not purchased in the USA through the Sailun Tire Americas distribution channel.
- Tires purchased as used.
- Tires branded by ROADX to note special classification at time of purchase, such as NA" (non-adjustable), or tires altered by notching or buffing.
- Tires used on vehicles in racing or special applications.
- Tires rendered unserviceable due to snow chains or studs.
- Flat spotting due to improper storage or caused by brake lock.
- ROADX products produced prior to January 1, 2013.

\* Note: Consequential damage mentioned above may not apply to you based on individual State limitations.

## WHAT IS WARRANTED

Tires that have become unserviceable for reasons other than stated above, within 60 months of the date of manufacturer or 60 months from the date of purchase (proof of purchase required) during its useable tread life, the tires will be replaced in accordance with this warranty.

## LIMITED WARRANTY

Model	Defects/ Materials	# Months	Tread Life Protection	Miles/ Months
RXMOTION MX440	YES	60	YES	60M/60
RXMOTION SUV UX01	YES	60	YES	60M/60
RXMOTION UHP AS HPX01	YES	60	YES	50M/60
RXQUEST HT HX01 - LT sizes	YES	60	YES	50M/60
RXQUEST HT HX01 - P-metric sizes	YES	60	YES	60M/60
RXQUEST AT QX12	YES	60	YES	50M/60
ROADX RXQUEST R/T	YES	60	YES	45M/60
RXQUEST C11	YES	60	NO	-
RXFROST FX11	YES	60	NO	-

Note: All tire models, staggered vehicle fitments have half mileage for rear tires if different size than the front tires

Select ROADX tires are assigned a Limited Mileage Warranty that protects the consumer against premature tread wear. If a tire reaches the end of its usable tread life" before the stated mileage protection, the consumer will be issued a replacement ROADX tire on a prorated basis, which means the consumer will be responsible for a percentage of the replacement cost. In order to maintain limited mileage protection, all tires must be properly inflated, balanced, rotated and aligned as recommended by vehicle manufacturer. All claims must be accompanied by the original purchase invoice as well as invoices for all on time services provided. Under all circumstances, the cost of mounting, balancing and any other service charges including applicable taxes, disposal fees are required to be paid by the consumer.

## APPROVED TIRE ROTATION INTERVALS AND PATTERNS

The purpose of regularly rotating tires is to prolong their useful life by achieving more uniform wear for all tires on a vehicle. Before rotating tires, always consult the owner's manual for rotation recommendations for specific vehicles. If no rotation period is specified, tires should be rotated, at minimum, every 6,000 miles or at any sign of uneven wear. The first rotation is the most important. Rotating the tires as recommended by the vehicle or tire manufacturer will help even out the amount of wear on each tire and extend the life of the entire set. Such tires include: Temporary Use Spares", unidirectional tires and tires with asymmetric tread designs. Also, some vehicles may have different sized tires mounted on the front and rear axles, and these different sized tires have rotation restrictions. Check the owner's manual for the proper rotation recommendations for these special cases. When tires are rotated, the inflation pressures must be adjusted for the tires' new positions in accordance with the actual loads on that wheel position and the vehicle manufacturer's recommendations. Underinflated or overinflated tires may result in poor handling, uneven tread wear, and increased fuel consumption. If the tires show uneven wear, ask the service person to check for and correct any misalignment, imbalance, or other mechanical problem before rotation.

## ADJUSTMENT POLICY

Passenger and Light Truck Tires When the original usable tread is worn 25% (2/32") or less, and a warrantable condition is found, the tire will be replaced with a comparable new ROADX tire free of charge. Replacement tires will be mounted and balanced at the vehicle owner's expense. Other service charges such as tire rotation, alignment or applicable taxes are payable by the customer. When a tire has worn past the above specified period for free replacement and a warrantable condition is found, the customer must pay for the cost of a new comparable ROADX passenger or light truck tire on a prorated basis. The dealer shall determine this cost by multiplying the percentage of usable tread worn by the current retail selling price (Suggested Retail Price x 80%) of that tire at the time of warranty replacement. The cost of mounting, balancing and any other service charges or applicable taxes are payable by the customer.

V8.24U



# ROADX

ROADXTIREUSA.COM



Head office: 300 - 1 Kenview Blvd , Brampton, ON, L6T 5E6

Tel: (289) 499-3240 / Toll Free: 1-855-499-3240

V11.24U